

National Assessment and Accreditation Council (NAAC) Student Satisfaction Survey Key Indicator - 2.7.1 Under Criterion II of Teaching – Learning and Evaluation

Guidelines for Students

NAAC (National Assessment and accreditation council) is conducting a Student Satisfaction Survey regarding Teaching – Learning and Evaluation, which will help to upgrade the quality in higher education. A student will have to respond to all the questions given in the following format with her/his sincere effort and thought. Her/his identity will not be revealed.

Instructions to fill the questionnaire

- All questions should be compulsorily attempted.
- Each question has five responses, choose the most appropriate one.
- The response to the qualitative question no. 21 is student's opportunity to give suggestions or improvements; she/he can also mention weaknesses of the institute here. (Kindly restrict your response to teaching learning process only)

* Indicates required question

1. Email *

2. Name: *

3. Semester *

Mark only one oval.

II

IV

VI

4. College Roll

5. Phone No *

6. A) Please confirm this is the first and only time you answer this survey. *

Mark only one oval.

a) Yes

b) No

7. B) Age *

8. (C) College Name *

9. D) Gender: *

Mark only one oval.

- a) Male
- b) Female
- c) Transgender

10. E) What degree program are you pursuing now? *

Mark only one oval.

- a) Bachelor's
- b) Master's
- c) MPhil
- d) Doctorate
- e) other

11. F) What subject area are you currently pursuing? *

Mark only one oval.

- a) Arts
- b) Commerce
- c) Science
- d) Professional
- e) Other

Student Satisfaction Survey on Teaching Learning Process

Instructions to fill the questionnaire

- All questions should be compulsorily attempted.
- Each question has five responses, choose the most appropriate one.
- The response to the qualitative question no. 21 is student's opportunity to give suggestions or improvements; she/he can also mention weaknesses of the institute here. (Kindly restrict your response to teaching learning process only)

Following are questions for online student satisfaction survey regarding teaching learning process

12. 1. How much of the syllabus was covered in the class? *

Mark only one oval.

- 4 – 85 to 100%
- 3 – 70 to 84%
- 2 – 55 to 69%
- 1– 30 to 54%
- 0 –Below 30%

13. 2. How well did the teachers prepare for the classes? *

Mark only one oval.

- 4 –Thoroughly
- 3 – Satisfactorily
- 2 – Poorly
- 1 – Indifferently
- 0 – Won't teach at all

14. 3. How well were the teachers able to communicate? *

Mark only one oval.

- 4 – Always effective
- 3 – Sometimes effective
- 2 – Just satisfactorily
- 1– Generally ineffective
- 0– Very poor communication

15. 4. The teacher's approach to teaching can best be described as *

Mark only one oval.

- 4– Excellent
- 3 – Very good
- 2 – Good
- 1 – Fair
- 0– Poor

16. 5. Fairness of the internal evaluation process by the teachers. *

Mark only one oval.

- 4 – Always fair
- 3 – Usually fair
- 2 – Sometimes unfair
- 1 – Usually unfair
- 0– Unfair

17. 6. Was your performance in assignments discussed with you? *

Mark only one oval.

- 4 – Every time
- 3 – Usually
- 2 – Occasionally/Sometimes
- 1 – Rarely
- 0– Never

18. 7. The institute takes active interest in promoting internship, student exchange, field visit opportunities for students. *

Mark only one oval.

- 4 – Regularly
- 3 – Often
- 2 – Sometimes
- 1 – Rarely
- 0– Never

19. 8. The teaching and mentoring process in your institution facilitates you in cognitive, social and emotional growth. *

Mark only one oval.

- 4 – Significantly
- 3 – Very well
- 2 – Moderately
- 1 – Marginally
- 0– Not at all

20. 9. The institution provides multiple opportunities to learn and grow. *

Mark only one oval.

- 4 – Strongly agree
- 3 – Agree
- 2 – Neutral
- 1 – Disagree
- 0 – Strongly disagree

21. 10. Teachers inform you about your expected competencies, course outcomes and programme outcomes. *

Mark only one oval.

- 4 – Every time
- 3 – Usually
- 2 – Occasionally/Sometimes
- 1 – Rarely
- 0 – Never

22. 11. Your mentor does a necessary follow-up with an assigned task to you. *

Mark only one oval.

- 4 – Every time
- 3 – Usually
- 2 – Occasionally/Sometimes
- 1 – Rarely
- 0 – I don't have a mentor

23. 12. The teachers illustrate the concepts through examples and applications. *

Mark only one oval.

- 4 – Every time
- 3 – Usually
- 2 – Occasionally/Sometimes
- 1 – Rarely
- 0 – Never

24. 13. The teachers identify your strengths and encourage you with providing right level of challenges *

Mark only one oval.

- 4 – Fully
- 3 – Reasonably
- 2 – Partially
- 1 – Slightly
- 0 – Unable to

25. 14. Teachers are able to identify your weaknesses and help you to overcome them. *

Mark only one oval.

- 4 – Every time
- 3 – Usually
- 2 – Occasionally/Sometimes
- 1 – Rarely
- 0 – Never

26. 15. The institution makes effort to engage students in the monitoring, review and continuous quality improvement of the teaching learning process. *

Mark only one oval.

- 4 – Strongly agree
- 3 – Agree
- 2 – Neutral
- 1 – Disagree
- 0 – Strongly disagree

27. 16. The institute/ teachers use student centric methods, such as experiential learning, participative learning and problem solving methodologies for enhancing learning experiences. *

Mark only one oval.

- 4 – To a great extent
- 3 – Moderate
- 2 – Some what
- 1 – Very little
- 0 – Not at all

28. 17. Teachers encourage you to participate in extracurricular activities. *

Mark only one oval.

- 4 – Strongly agree
- 3 – Agree
- 2 – Neutral
- 1 – Disagree
- 0 – Strongly disagree

29. 18. Efforts are made by the institute/ teachers to inculcate soft skills, life skills and employability skills to make you ready for the world of work. *

Mark only one oval.

- 4 – To a great extent
- 3 – Moderate
- 2 – Some what
- 1 – Very little
- 0 – Not at all

30. 19. What percentage of teachers use ICT tools such as LCD projector, Multimedia, etc. while teaching *

Mark only one oval.

- 4 – Above 90%
- 3 – 70 – 89%
- 2 – 50 – 69%
- 1 – 30 – 49%
- 0 – Below 29%

31. 20. The overall quality of teaching-learning process in your institute is very good. *

Mark only one oval.

- 4 –Strongly agree
- 3 – Agree
- 2 – Neutral
- 1 – Disagree
- 0 – Strongly disagree

32. 21. Give three observation / suggestions to improve the overall teaching – learning experience in your institution.

This content is neither created nor endorsed by Google.

Google Forms

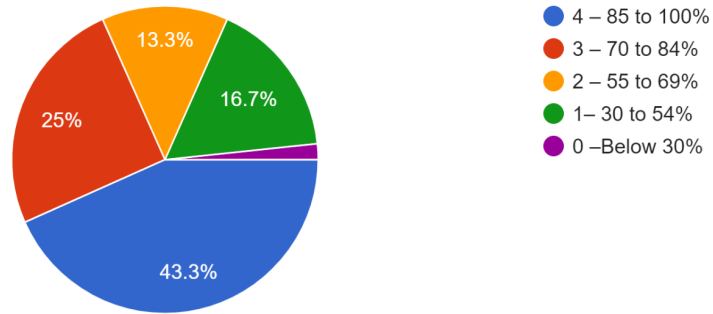
BAMANPUKUR HUMAYUN KABIR MAHAVIDYALAYA

YEAR: 2019-20

STUDENT SATISFACTION SURVEY REPORT

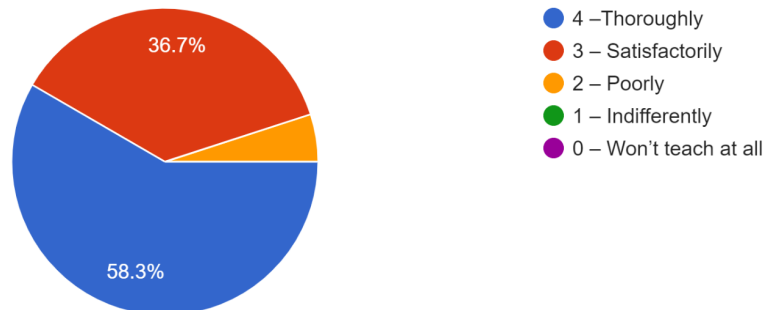
1. How much of the syllabus was covered in the class?

60 responses



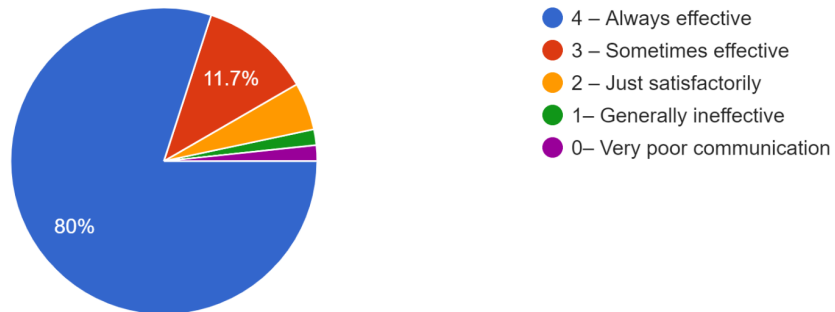
2. How well did the teachers prepare for the classes?

60 responses



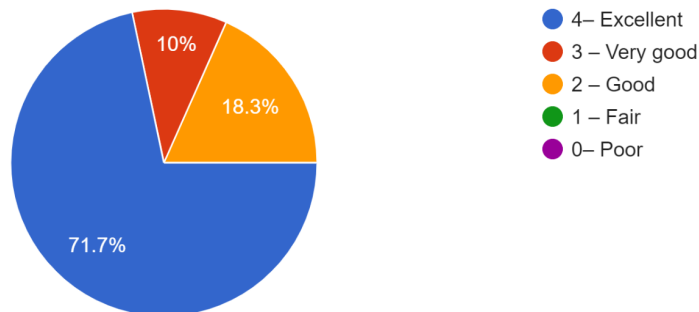
3. How well were the teachers able to communicate?

60 responses



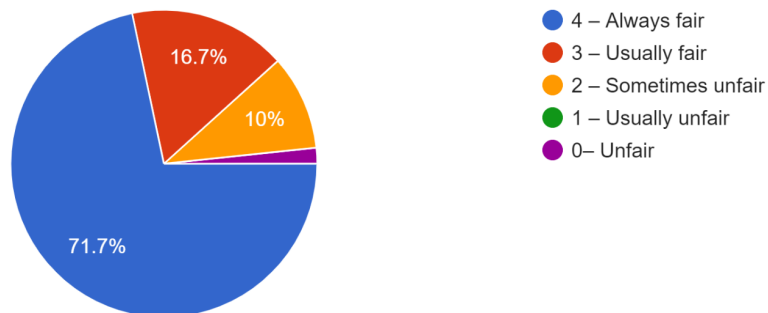
4. The teacher's approach to teaching can best be described as

60 responses



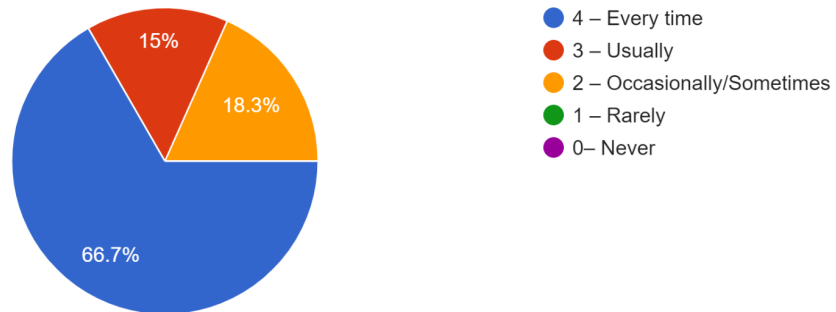
5. Fairness of the internal evaluation process by the teachers.

60 responses



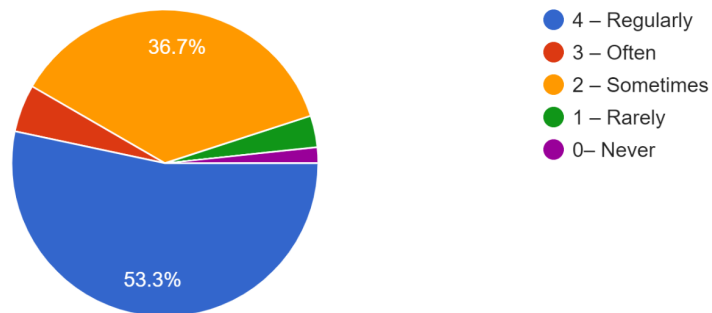
6. Was your performance in assignments discussed with you?

60 responses



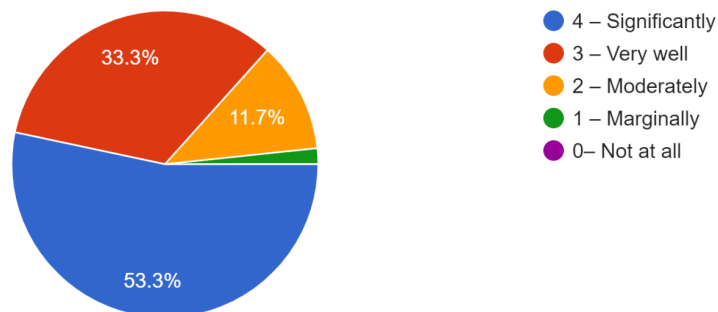
7. The institute takes active interest in promoting internship, student exchange, field visit opportunities for students.

60 responses



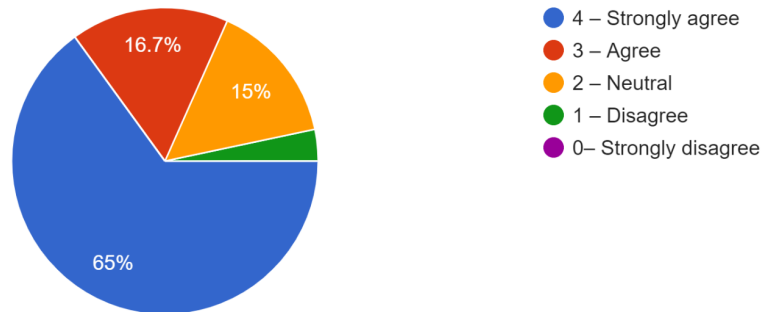
8. The teaching and mentoring process in your institution facilitates you in cognitive, social and emotional growth.

60 responses



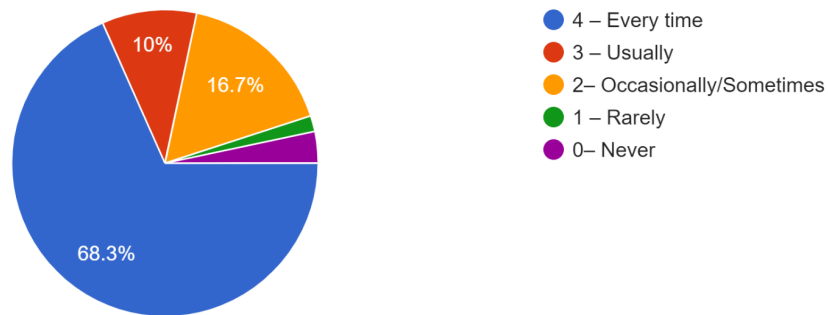
9. The institution provides multiple opportunities to learn and grow.

60 responses



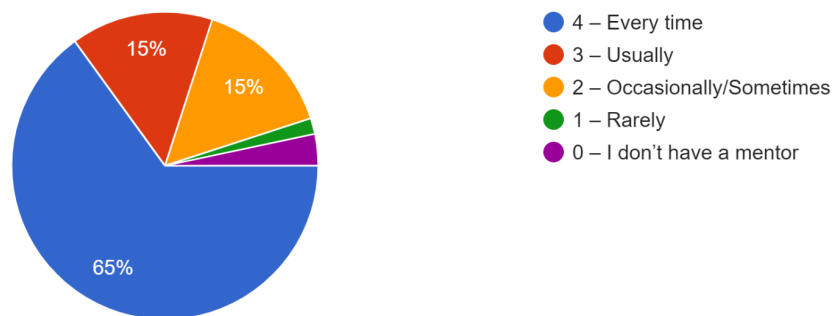
10. Teachers inform you about your expected competencies, course outcomes and programme outcomes.

60 responses



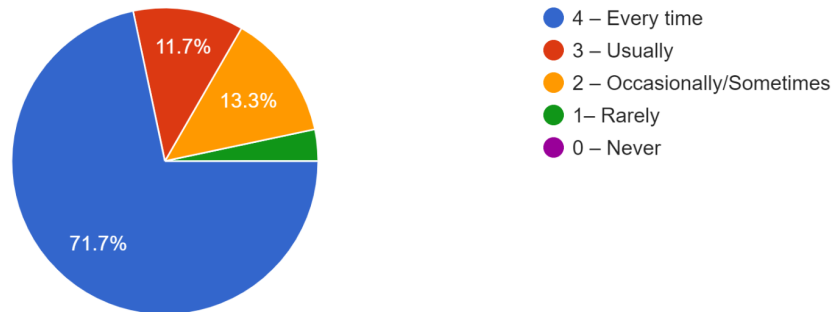
11. Your mentor does a necessary follow-up with an assigned task to you.

60 responses



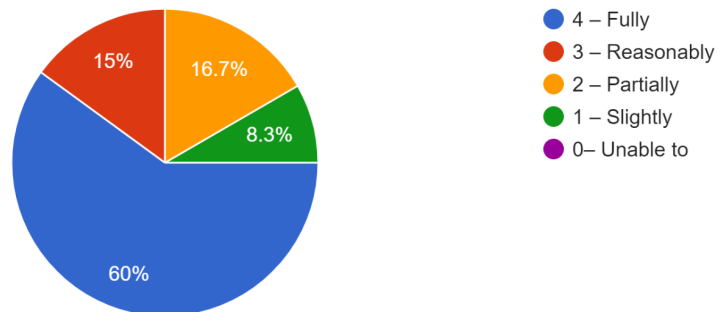
12. The teachers illustrate the concepts through examples and applications.

60 responses



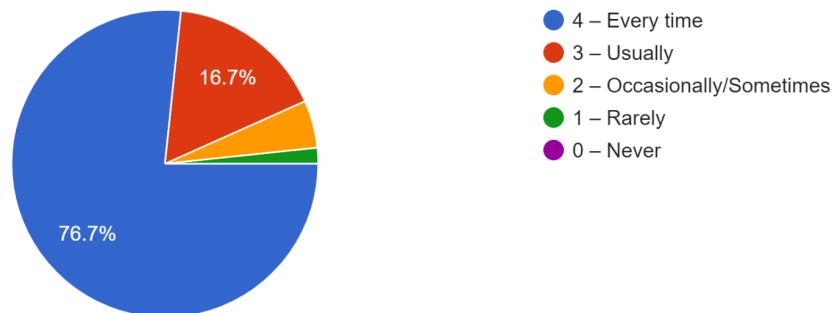
13. The teachers identify your strengths and encourage you with providing right level of challenges

60 responses



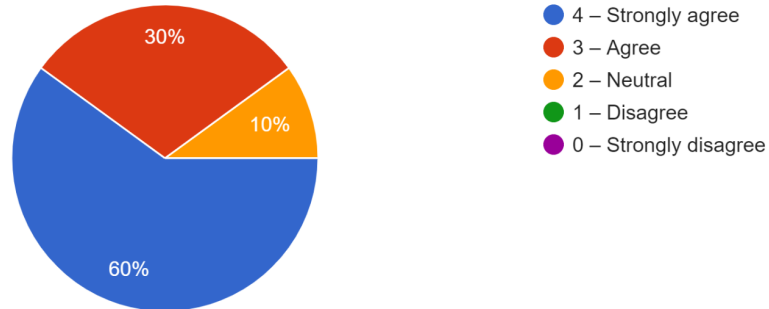
14. Teachers are able to identify your weaknesses and help you to overcome them.

60 responses



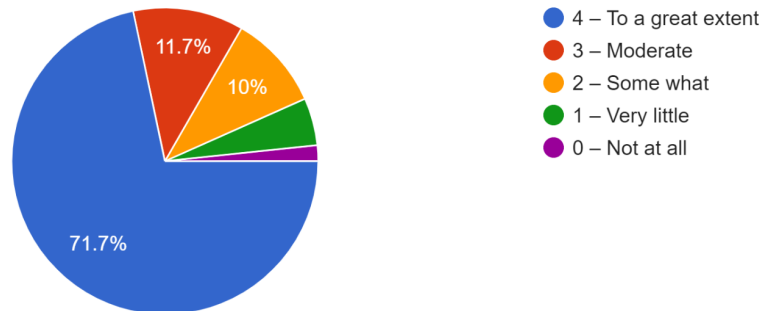
15. The institution makes effort to engage students in the monitoring, review and continuous quality improvement of the teaching learning process.

60 responses



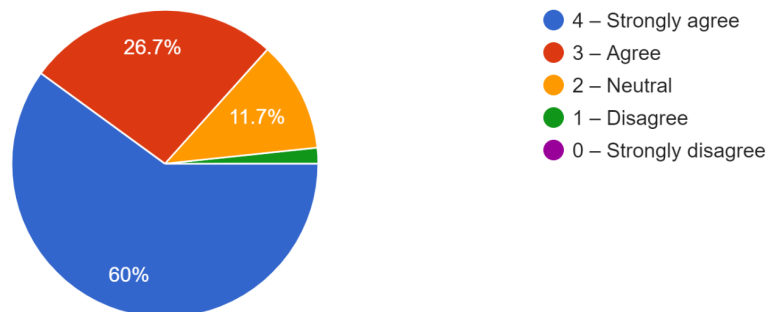
16. The institute/ teachers use student centric methods, such as experiential learning, participative learning and problem solving methodologies for enhancing learning experiences.

60 responses



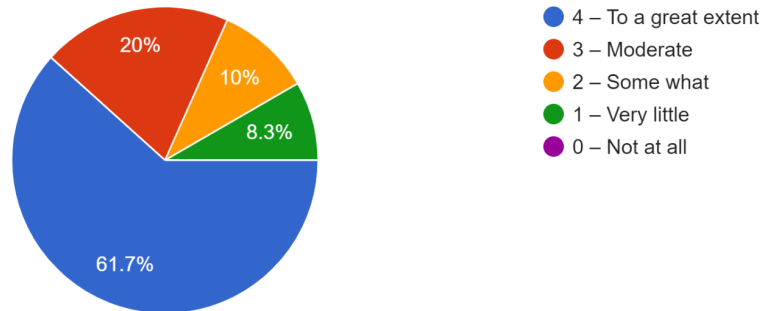
17. Teachers encourage you to participate in extracurricular activities.

60 responses



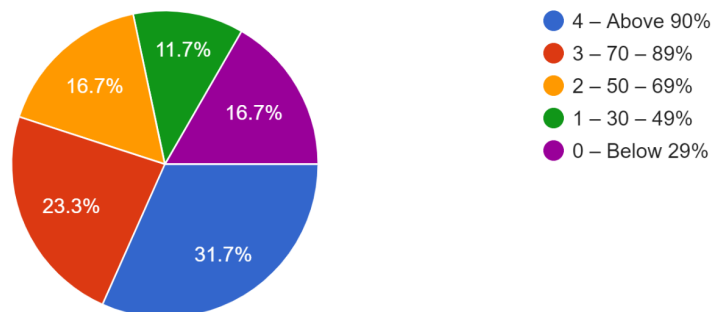
18. Efforts are made by the institute/ teachers to inculcate soft skills, life skills and employability skills to make you ready for the world of work.

60 responses



19. What percentage of teachers use ICT tools such as LCD projector, Multimedia, etc. while teaching

60 responses



20. The overall quality of teaching-learning process in your institute is very good.

60 responses

